


How to Complete Your High School Completion Status in FAFSA

Step One

 An official website of the United States government.

[Help Center](#)

[Submit a Complaint](#)

[English](#) | [Español](#)

Federal Student Aid
AN OFFICE OF THE U.S. DEPARTMENT OF EDUCATION

[FAFSA® Form](#) ▾

[Loans and Grants](#) ▾

[Loan Repayment](#) ▾

[Loan Forgiveness](#) ▾

[Log In](#) | [Create Account](#)



Log In 

Email, Phone, or FSA ID Username

Password

[Show Password](#)

Log In

[Forgot My Username](#)

[Forgot My Password](#)

[Create an Account](#)

[Help Me Log In to My Account](#)

Begin by logging into your FAFSA at
studentaid.gov/fsa-id/sign-in/landing

Step Two

A federal court has issued a stay preventing the U.S. Department of Education from operating the Saving on a Valuable Education (SAVE) Plan. For more information and instructions on how to submit a PDF application for IDR or loan consolidation, [visit StudentAid.gov/saveaction](https://studentaid.gov/saveaction).

An official website of the United States government. Help Center Submit a Complaint English | Español

Federal Student Aid
AN OFFICE OF THE U.S. DEPARTMENT OF EDUCATION

FAFSA® Form ▾ Loans and Grants ▾ Loan Repayment ▾ Loan Forgiveness ▾

Complete the FAFSA® Form

Learn About the FAFSA® Form

How To Fill Out the FAFSA Form

FAFSA Deadlines

How To Check Your FAFSA Status

How To Review and Correct Your FAFSA Form

Learn About the Student Aid Report (SAR)

Learn About the FAFSA Submission Summary

FAFSA Help Center

Click on “Complete the FAFSA Form”

Step Three

An official website of the United States government

Help Center Submit a Complaint English | Español

Federal Student Aid
AN OFFICE OF THE U.S. DEPARTMENT OF EDUCATION

FAFSA® Form ▾ Loans and Grants ▾ Loan Repayment ▾ Loan Forgiveness ▾

Click on “Access Existing Form”


Better 2024–25 FAFSA® Form

The 2024–25 FAFSA form is now available. We’ve started sending submitted applications to colleges and states. [Learn more about 2024–25 FAFSA updates.](#)


2024–25 FAFSA® Form

Start New Form Access Existing Form

Need to access last year’s form? [Edit a 2023–24 FAFSA Form](#)



Step Four

 An official website of the United States government.

[Help Center](#)

[Submit a Complaint](#)

[English](#) | [Español](#)

Federal Student Aid
AN OFFICE OF THE U.S. DEPARTMENT OF EDUCATION

[FAFSA® Form](#) ▾

[Loans and Grants](#) ▾

[Loan Repayment](#) ▾

[Loan Forgiveness](#) ▾



My Activity

Click on “2024-25 FAFSA Form”

Currently Active

2024–25 FAFSA® Form

 Processed

Submitted: 04/27/2024

Step Five

An official website of the United States government.

Help Center

Submit a Complaint

English | Español

Federal Student Aid
AN OFFICE OF THE U.S. DEPARTMENT OF EDUCATION

FAFSA® Form ▾

Loans and Grants ▾

Loan Repayment ▾

Loan Forgiveness ▾



My Activity > FAFSA Form

2024–25 Free Application for Federal Student Aid (FAFSA®) Form Details

Processed

FAFSA® Information

Actions ⋮

Add or Remove Schools

Make Corrections

View FAFSA Submission Summary

Status Tracker



FAFSA® Correction Started

Started on Apr 27, 2024



FAFSA® Correction Submitted

Submitted on Apr 27, 2024



Started on
Apr 27, 2024

Processed on
Apr 27, 2024

More Resources

[Understand My Aid](#)

1: Hover over “Actions”

2: Click on “Make Corrections”

Step Six

An official website of the United States government. Help Center Submit a Complaint English | Español

Federal Student Aid AN OFFICE OF THE U.S. DEPARTMENT OF EDUCATION FAFSA® Form ▾ Loans and Grants ▾ Loan Repayment ▾ Loan Forgiveness ▾

FAFSA® FORM 2024-25

Correct Your FAFSA® Form Before You Start

If you made a mistake reporting information on the FAFSA form, you'll need to make a correction. Be ready with your personal information and any documents you may need.

- Only update fields that are incorrect.
- Based on the corrections you make, your eligibility for federal student aid and/or the estimated aid amounts may change.
- After you submit your correction, your school may reach out to you for more information.

Cancel Continue

Click "Continue"

Step Seven

1: Click “Select” to access the “Update Answers to Questions on Your FAFSA Form” section

Ready to make updates?



Add or Remove School(s)

Add up to 20 schools. Each school listed on your FAFSA form will receive a copy of your FAFSA information.

Select >



Update Answers to Questions on Your FAFSA® Form

Revise your answers to fix errors or incorrect information on your FAFSA form.

Select >

Making Changes May Impact Your Aid Eligibility

You shouldn't change answers in your form, especially those about your financial information and marital status, unless your answers were incorrect on the day you submitted the FAFSA® form.

Correct your form if

- you made a mistake in what you reported on the FAFSA form,
- your school instructed you to make a change,
- you've experienced a major life change that impacts your dependency status (contact your school for guidance), or
- you need to add or remove a school to your FAFSA form.

Don't correct your form if

- you noticed minor errors or misspellings that don't impact your dependency status or reported income, or
- the amount of your assets has changed.

Cancel

Continue

2: Click “Continue”

Step Eight

Section Summary

What would you like to edit? Select "Enter Section" to begin.

Student Sections

Introduction
Personal Identifiers

Student name, mailing address, date of birth, email, Social Security

1: Click "Enter Section" for
"Section 3 Financials"

Section 2
Demographics

Gender, race and ethnicity, citizenship, legal residence, high school, and parents' education.

Section 3
Financials

Investments, real estate, or other assets.

Section 4

An official website of the United States government

Help Center Submit a Complaint English | Español

Federal Student Aid AN OFFICE OF THE U.S. DEPARTMENT OF EDUCATION

FAFSA® Form ▾ Loans and Grants ▾ Loan Repayment ▾ Loan Forgiveness ▾

FAFSA® FORM 2024-25

Your Finances


The FAFSA® form helps determine your ability to pay for school. In this section, we ask about your financial information.



What if you have special financial circumstances?

Click "Continue"

Step Nine

 An official website of the United States government.

[Help Center](#)

[Submit a Complaint](#)

[English](#) | [Español](#)

Federal Student Aid
AN OFFICE OF THE U.S. DEPARTMENT OF EDUCATION

[FAFSA® Form](#) ▾

[Loans and Grants](#) ▾

[Loan Repayment](#) ▾

[Loan Forgiveness](#) ▾



FAFSA® FORM
2024–25

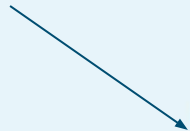
Your Finances

The FAFSA® form helps determine your ability to pay for school. In this section, we ask about your financial information.



What if you have special financial circumstances?

Click “Previous”



[Previous](#)

[Skip to end of form](#)

[Continue](#)

Step Ten

FAFSA[®] FORM
2024-25

Save | FAFSA Menu



Student High School Completion Status

What will the student's high school completion status be at the beginning of the 2024-25 school year? ⓘ

- High school diploma
- State-recognized high school equivalent (e.g., GED certificate)
- Homeschooled
- None of the above

1: Select your “High School Completion Status”

2: Click “Continue”

Previous

Continue

Step Eleven

An official website of the United States government.

Help Center

Submit a Complaint

English | Español

Federal Student Aid
AN OFFICE OF THE U.S. DEPARTMENT OF EDUCATION

FAFSA® Form ▾

Loans and Grants ▾

Loan Repayment ▾

Loan Forgiveness ▾

FAFSA® FORM
2024-25

Student Jocelyn Ibarra

Save

FAFSA Menu



Student High School Information

From what high school did or will the student graduate? ⓘ

State

Foreign Country (FC)

Previous

Continue

1: If you attended high school outside of the United States please type “Foreign Country”

2: Click on “Foreign Country”

Step Twelve

FAFSA[®] FORM
2024-25

Save | FAFSA Menu



Student High School Information

From what high school did or will the student graduate? ⓘ

State

City

High School Name - optional



1: Type the “City” of where you attended High School

2: Click on “Search”

Step Thirteen



Add Your High School Manually

Can't find your school by searching? Enter the full name, city, and state of your high school in the fields below. ⓘ

State/Province/Territory

City

High School Name

I attend or attended a school outside of the U.S.

1: Check this Box
before typing “City” and
“High School Name”

2: Type the “City” of where you
attended High School

3: Type your “High School Name”

4: Click “Continue”

Step Fourteen

FAFSA[®] FORM
2024-25

Save

FAFSA Menu



Confirm Your High School

Verify that your high school information below is correct. Once you're ready, select "Continue" and we'll add it to your FAFSA[®] form.

High School Name
High School Name

Edit

City
High School City

State
FC

You may click "**Continue**" to review your FAFSA application

OR

You may click "**Skip to end of form**" to sign your FAFSA application

Previous

Skip to end of form

Continue

Step Fifteenth

- Wait 3-5 Days and contact your Financial Aid office.
- Make sure your college has received your corrected FAFSA or can verify if it is on its way
- Make sure that all necessary changes have been made

